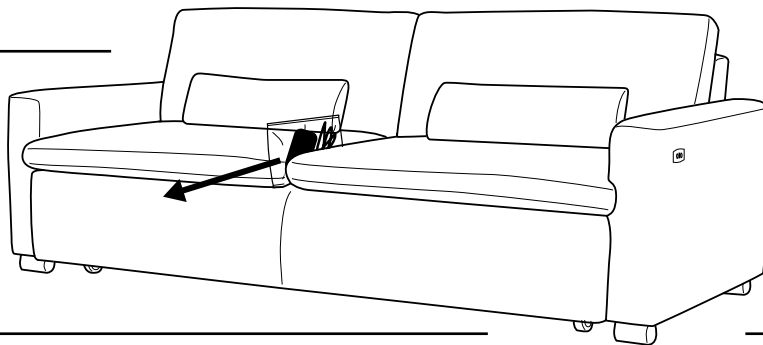


### ATTENTION!

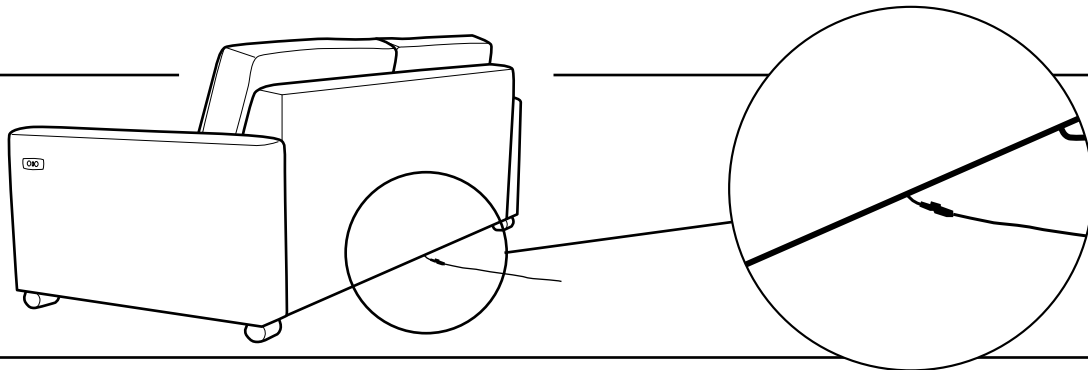
The Power Adaptor and Power Cord for your Luonto Sofa are secured to the top of the seat cushion or beneath the seat cushion.

1



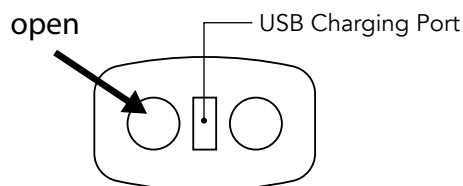
Locate the Power components.

2



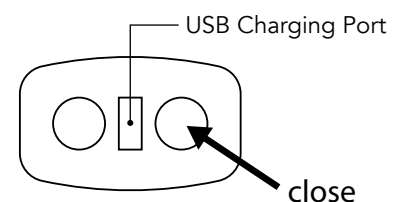
Connect the power cord to in the back of the sleeper. Plug the power into an outlet.

3



To operate press and hold the open button. An audible beep will sound at the deepest seat position, release and re-press until the sleeper opens fully, and the motors stop.

4



To close the sleeper, press and hold the close button. An audible beep will sound when the deepest seat position is reached. To continue, release and press again until closed fully.