

# Noah

## Flip Function

This single motion sleeper function features arm-to-arm bed orientation great for narrow spaces



## Stock Options

### Upholstery & Legs



**Grade A**  
Rene 04  
Fabric



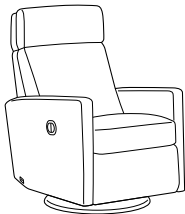
**Walnut**  
Leg 104/9  
W 2.75 x H 3.5

### Configurations

Shown above as NOAH-BFP+FOU-RENE/04-104/9-WA

### Full XL Sleeper Loveseat + Chaise

Available with any selection of Stock Options. **The storage chaise is reversible. Not compatible with Mattress Protector.**



### Pair it with Track

Choose a recliner to add additional non-sleeper seats to your home.

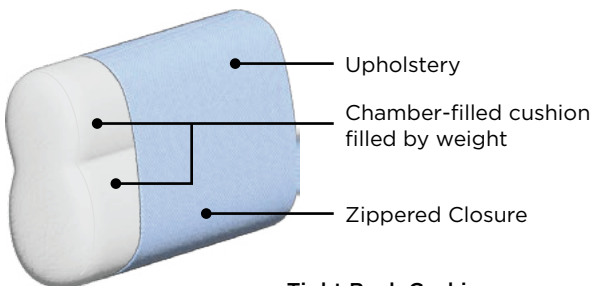
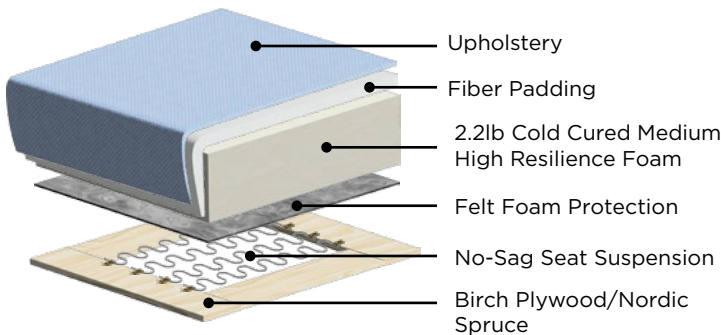
### + ADD-ON



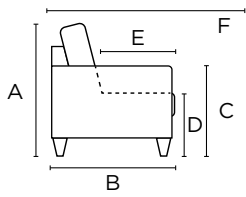
### Decoration Cushion

Add style and comfort with our Decoration Cushions, mix or match upholstery.

## Frame & Comfort Construction



Tight Back Cushions



### General Measures\*

A 33.75 B 39.75 C 25.25

D 18 E 23.25 F 58.25

Mattress Thickness 5

Total Depth Open 84.75

### Made To Order Modules

Reference the below modules to select and configure a custom order. Remember to build from left to right. Always select two arms, the rest is up to you.

**Leg Requirements :** 104/9 only



### NOAH-BFP+FOU Loveseat Sleeper + Chaise

W 104.25  
Full XL 55x90