

Naples

Nest Function

This dual motion sleeper function features a two section bed, allowing you to sit, sleep, or both at once.



NAPL-DNT-NATU/03-104/9-WA

Configuration Ideas

Select Upholstery

Reference our upholstery selection in-store or online. Any leather or fabric is compatible for this design:

■ Fabric Grades A, B, C, D, E, Leather Grades 1000, 2000, 3000, 4000, 5000, Prescott

Select Leg Style

Select a leg style. Reference **page 103** to see all legs we offer. This design is compatible the following:

■ See Leg Requirements on right page

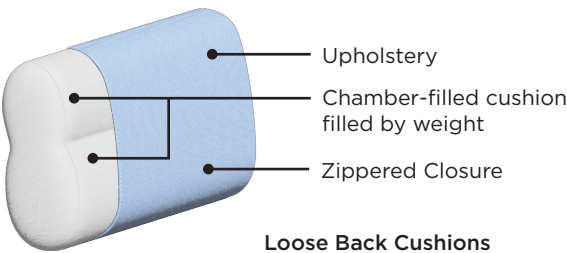



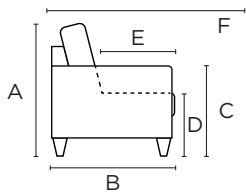
Naples Queen Loveseat Sleeper

NAPL-CNT-SA/4340-104/9-WE



Frame & Comfort Construction





General Measures*

A 32.25 B 39.75 C 24.75

D 17.75 E 20.75 F 62.25

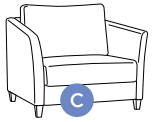
Mattress Thickness 5

Total Depth Open 84.75

Made To Order Modules

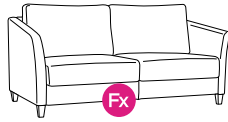
Reference the below modules to select and configure a custom order. Remember to build from left to right. Always select two arms, the rest is up to you.

Leg Requirements : 127/9, 234/9.



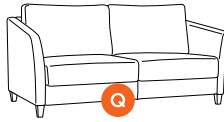
NAPL-ANT
Chair Sleeper

W 39
Cot 30x80



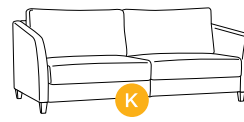
NAPL-BNT
Loveseat Sleeper

W 64.25
Full XL 55x80



NAPL-CNT
Max Loveseat Sleeper

W 69
Queen 60x80



NAPL-DNT
Sofa Sleeper

W 85
King 76x80



FLEX-A28
Armless Chair

W 27.5



FLEX-B55
Armless Loveseat

W 55



FLEX-E83
Armless Sofa

W 82.75



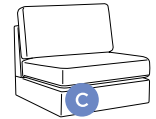
FLEX-H
Square Corner

W 39.75



FLEX-FOU
Armless Chaise - Openable

W 27.5



FLEX-ANT30
Armless Chair Sleeper

W 30
Cot 30x80



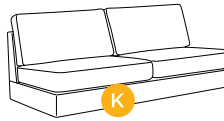
FLEX-BNT55
Armless Loveseat Sleeper

W 55
Full XL 55x80



FLEX-CNT60
Armless Loveseat Sleeper

W 60.25
Queen 60x80



FLEX-DNT76
Armless Sofa Sleeper

W 76
King 76x80



FLEX-K5L
Flare Arm LHF

W 4.25



FLEX-K5R
Flare Arm RHF

W 4.25



FLEX-QO
Ottoman - Openable

W 25.5X34.75