

Harper

Nest Function

This dual motion sleeper function features a two section bed, allowing you to sit, sleep, or both at once.



Shown above as HARP-BNT+FOU-ATLA/03-104/9-WA

Stock Options

Full XL Loveseat Chaise

Full XL Size Bed (55x80")
(Reversible Chaise)



Atlantic 03

Leg Choices



104/9 Walnut

+ ADD-ON



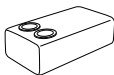
Mattress
Protector



Bedding
Sheet Set




Sloped
Recliner



Cup Holder
Armrest

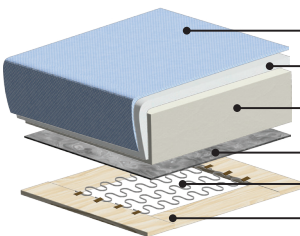


Universal
Headrest

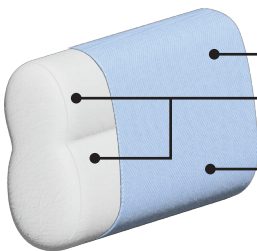


Decoration
Cushion

Frame & Comfort Construction



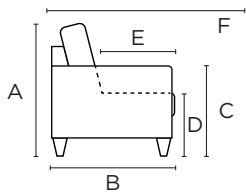
- Upholstery
- Fiber Padding
- 2.2lb Cold Cured Medium HR Foam
- Felt Foam Protection
- No-Sag Seat Suspension
- Birch Plywood/Nordic Spruce



- Upholstery
- Chamber-filled cushion
filled by weight
- Zippered Closure

Loose Back Cushions

Explore more at www.luonto.com



General Measures*

A 32.25 B 39.25 C 24.75

D 17.75 E 21.75 F 62.25

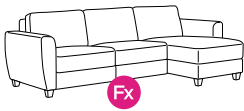
Mattress Thickness 5

Total Depth Open 84.75

Made To Order Modules

Reference the below modules to select and configure a custom order. Remember to build from left to right. Always select two arms, the rest is up to you.

Leg Requirements : 104/9, 234/9.



HARP-BNT+FOU
Loveseat Sleeper + Chaise

W 91
Full XL 55x80



FLEX-FOU
Armless Chaise - Openable

W 27.5



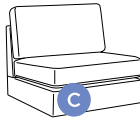
FLEX-QO
Ottoman - Openable

W 25.5x34.75



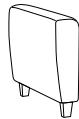
FLEX-A28
Armless Chair

W 27.5



FLEX-ANT30
Armless Chair Sleeper

W 30
Cot 30x80



FLEX-K6L
Tapered Arm

W 6.25
104/9 or 234/9 Leg



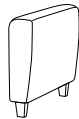
FLEX-B55
Armless Loveseat

W 55



FLEX-BNT55
Armless Loveseat Sleeper

W 55
Full XL 55x80



FLEX-K6R
Tapered Arm

W 6.25
104/9 or 234/9 Leg



FLEX-E83
Armless Sofa

W 82.75



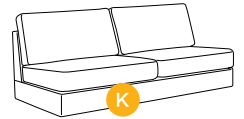
FLEX-CNT60
Armless Loveseat Sleeper

W 60.25
Queen 60x80



FLEX-H
Square Corner

W 39.75



FLEX-DNT76
Armless Sofa Sleeper

W 76
King 76x80