

# Grace

## Flip Function

This single motion sleeper function features arm-to-arm bed orientation great for narrow spaces



## Configuration Ideas

### Select Upholstery

Reference our upholstery selection in-store or online.  
Any leather or fabric is compatible for this design:

Fabric Grades A, B, C, D, E, Leather Grades 1000, 2000, 3000, 4000, 5000, Prescott

### Select Leg Style

Select a leg style.

This design is compatible the following:

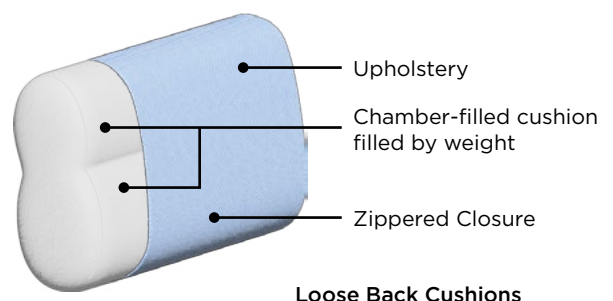
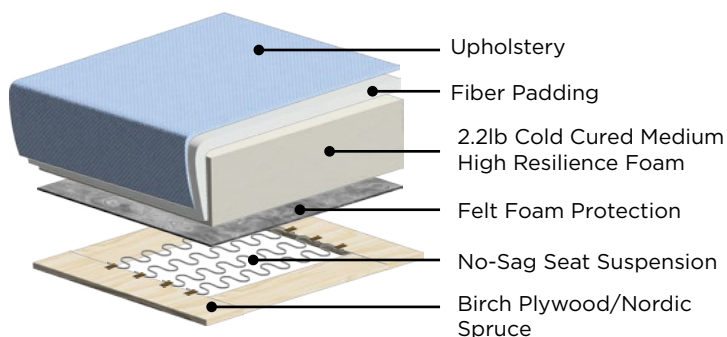
See Leg Requirements on right page



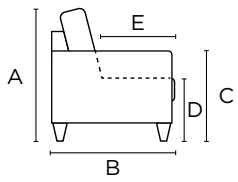
### Grace Sofa Sleeper

GRAC-DFP-SA4100-222/10CR

## Frame & Comfort Construction



Explore more at [www.luonto.com](http://www.luonto.com)



### General Measures\*

**A** 34.75 **B** 35 **C** 25.5

**D** 19 **E** 20.5

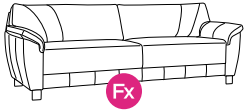
**Mattress Thickness** 5

**Total Depth Open** 62.25

### Made To Order Modules

Reference the below modules to select and configure a custom order. Remember to build from left to right. Always select two arms, the rest is up to you.

**Leg Requirements** : 222/10 only



### GRAC-DFP Sofa Sleeper

W 97.75  
Full XL 55x80