

Charleston

Level Function

This single motion sleeper function features assisted opening and soft close operation



Stock Options

Upholstery & Legs



Grade A
Oliver 173
Fabric



Walnut
Leg 104/6
W 2.75 x H 2.25

Configurations

Shown above as CHAR-DLV-OLIV/173-104/6-WA

King Sleeper Sofa

Available with any selection of Stock Options.

Queen Sleeper Loveseat


Available with any selection of Stock Options.



Pair it with Rolled

Choose a recliner to add additional non-sleeper seats to your home.

+ ADD-ON



Decoration Cushion

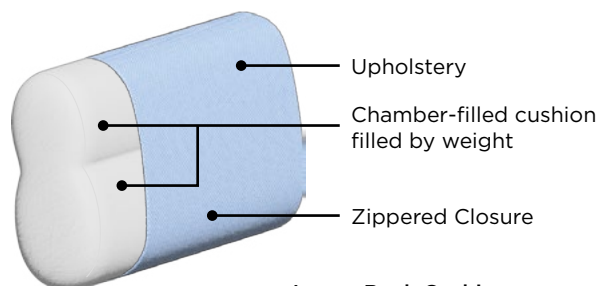
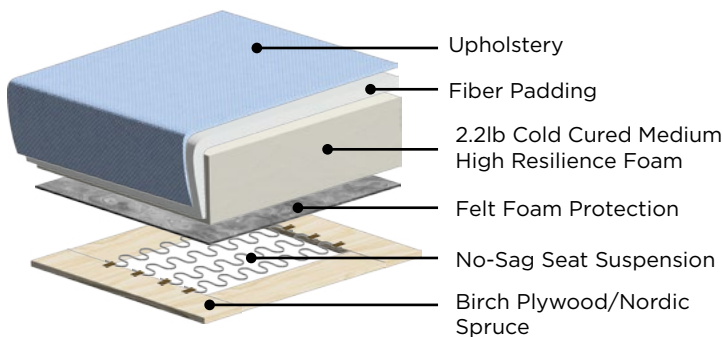
Add style and comfort with our Decoration Cushions, mix or match upholstery.



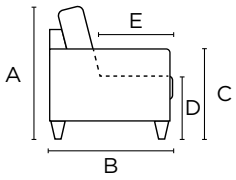
Mattress Protector

A Mattress Protector adds a layer of comfort to your sleeper, for both the body and the mind.

Frame & Comfort Construction



Loose Back Cushions



General Measures*

A 34.75 B 39.75 C 26

D 17.75 E 22

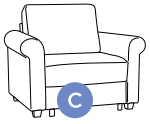
Mattress Thickness 5

Open From Wall 89.75

Made To Order Modules

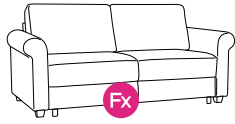
Reference the below modules to select and configure a custom order. Remember to build from left to right. Always select two arms, the rest is up to you.

Leg Requirements : 104/6 only



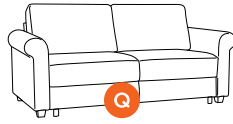
CHAR-ALV
Chair Sleeper

W 45.25
Cot 30x80



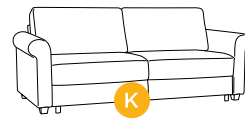
CHAR-BLV
Loveseat Sleeper

W 69
Full XL 55x80



CHAR-CLV
Max Loveseat Sleeper

W 75.25
Queen 60x80



CHAR-DLV
Sofa Sleeper

W 91.25
King 76x80