

Capri

Stationary/Modular



CAPR-K1L+B48+H+D71+K1R-DIAM/012-227/15-CR



CAPR-K1L+D71+FR-LUXO/17-227/15-BK

Configuration Ideas

Select Upholstery

Reference our upholstery selection in-store or online.
Any leather or fabric is compatible for this design:

Fabric Grades A, B, C, D, E, Leather Grades 1000, 2000, 3000, 4000, 5000, Prescott

Select Leg Style

Select a leg style. Reference **page 5** to see all legs we offer. This design is compatible the following:

227/15



Max Loveseat with RHF Corner Chaise

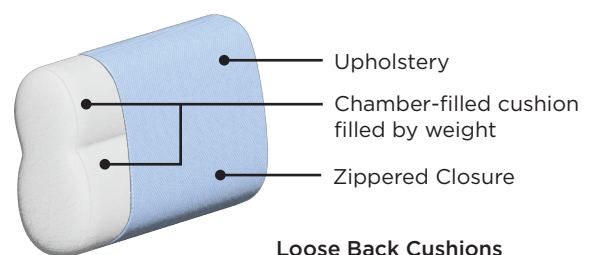

CAPR+K1L+C60+HAGR-MEGA/05-227/15-BK



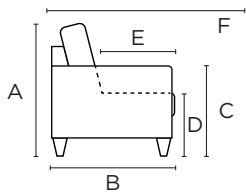
Loveseat Corner with 2 Seat Sofa

CAPR-K1L+B48+H+D71+K2R-LAB/43-227/15-BM

Frame & Comfort Construction



Explore more at www.luonto.com



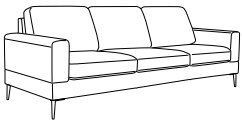
General Measures*

A 33.75 B 35.5 C 24
D 17.75 E 21.25 F 59.75

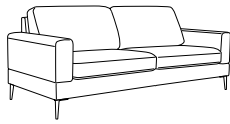
Made To Order Modules

Reference the below modules to select and configure a custom order. Remember to build from left to right. Always select two arms, the rest is up to you.

Leg Requirements : 127/15, 227/15.




CAPR-E
Sofa - 3 Seats
W 82.75



CAPR-D
Sofa - 2 Seats
W 82.75



CAPR-C
Max Loveseat
W 71.75



CAPR-B
Loveseat
W 59



CAPR-HAG+C
Loveseat
Sectional
W 101.50



CAPR-C+HAG
Loveseat
Sectional
W 101.50



CAPR-A24
Armless Narrow
Chair
W 23.50



CAPR-A30
Armless Chair
W 30



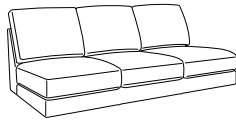
CAPR-A36
Armless Wide
Chair
W 35.50



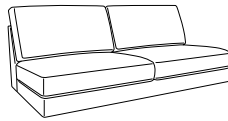
CAPR-B48
Armless
Loveseat
W 47.25



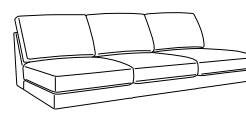
CAPR-C60
Armless Max
Loveseat
W 59.75



CAPR-E71
Armless Sofa - 3
Seats
W 70.75



CAPR-D71
Armless Sofa - 2
Seats
W 70.75



CAPR-E90
Armless Wide
Sofa - 3 Seats
W 89.75




CAPR-H
Square Corner
W 35.50



CAPR-J
Wedge Corner
W 41.75



CAPR-HAGL
LHF Corner
Chaise
W 35.50



CAPR-HAGR
RHF Corner
Chaise
W 35.50



CAPR-FL
LHF Chaise With
Armrest
W 35.75



CAPR-FR
RHF Chaise With
Armrest
W 35.75



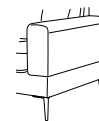
CAPR-AGL
LHF Chaise End
W 46



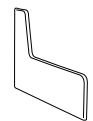
CAPR-AGR
RHF Chaise End
W 46



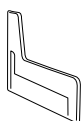
CAPR-K1L
LHF Arm
W 6



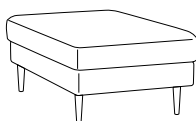
CAPR-K1R
RHF Arm
W 6



CAPR-K2L
LHF Arm Panel
W 0.75



CAPR-K2R
RHF Arm Panel
W 0.75



CAPR-Q
Ottoman
W 26