

Nico

LUONTO



CUSTOMIZING

1. Choose upholstery: Available with hundreds of upholstery materials and colors.
2. Choose details: Sitting comfort, contrast stitching, functions and extras.
3. Choose legs

FRAME CONSTRUCTION


Individually bench-made by Scandinavian craftsmen.

Seat Frame constructed of select SOLID SPRUCE with finger joints and no-zag springs (at least four per seat).


Back parts constructed with Mortise & Tenon design for extraordinary durability.
Exterior sides and back fully padded.

WOOD


Solid birch



Natural



Walnut



Wenge

COMFORT

Medium

FUNCTIONS

Sleeper

LEGS

Standard legs: 104/9

Optional legs: 110/9 ; 119/9 ; 203/9

UPHOLSTERY

Leather, fabric, compination

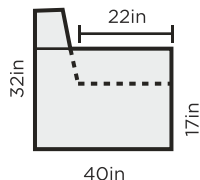
EXTRA

Bold stitching A (white) or B (black)

USB Charger Kit

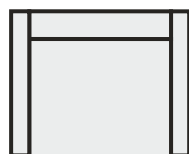
Mattress protector

MEASURES



COT CHAIR SLEEPER

40in

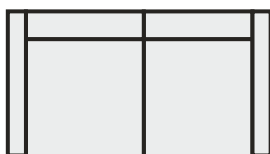


Bed size:
30" x 80"

COT

FULL SIZE LOVESEAT SLEEPER

64in

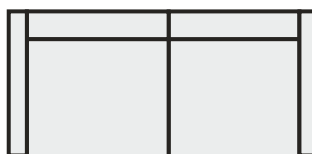


Bed size:
55" x 80"

FULL

QUEEN LOVESEAT SLEEPER

70in

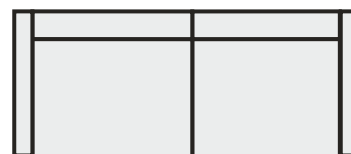


Bed size:
60" x 80"

QUEEN

KING SOFA SLEEPER

86in



Bed size:
76" x 80"

KING

All measures with 2.4in high legs
All measures +/- 1.2in

www.luontofurniture.com