

Hugo

Nest Function

This dual motion sleeper function features a two section bed, allowing you to sit, sleep, or both at once.



Stock Options

Shown above as HUGO-DNT+H+B-ATLA/03-104/9-WE

King Sofa

King Size Bed (76x80")
(Reversible)



Atlantic 03

Leg Choices



104/9 Wenge

+ ADD-ON



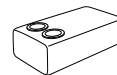
Mattress Protector



Bedding Sheet Set



Rolled Recliner



Cup Holder Armrest

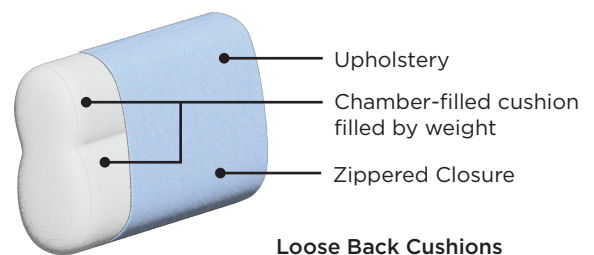



Universal Headrest

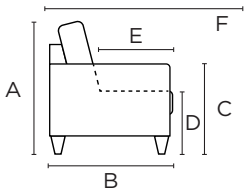


Decoration Cushion

Frame & Comfort Construction



Explore more at www.luonto.com



General Measures*

A 32.25 B 39.25 C 24.75

D 17.75 E 21.75 F 76.75


Mattress Thickness 5

Total Depth Open 84.75

Made To Order Modules

Reference the below modules to select and configure a custom order. Remember to build from left to right. Always select two arms, the rest is up to you.

Leg Requirements : 104/9, 127/9.



HUGO-DNT+H+B
Sofa Sleeper
Sectional

W 121.25
King 76x80



FLEX-A28
Armless Chair

W 27.5



FLEX-B55
Armless Loveseat

W 55



FLEX-E83
Armless Sofa

W 82.75



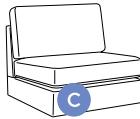
FLEX-H
Square Corner

W 39.75



FLEX-FOU
Armless Chaise -
Openable

W 27.5



FLEX-ANT30
Armless Chair
Sleeper

W 30
Cot 30x80



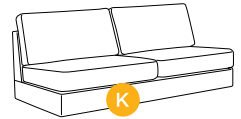
FLEX-BNT55
Armless Loveseat
Sleeper

W 55
Full XL 55x80



FLEX-CNT60
Armless Loveseat
Sleeper

W 60.25
Queen 60x80



FLEX-DNT76
Armless Sofa
Sleeper

W 76
King 76x80



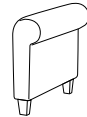
FLEX-QO
Ottoman -
Openable

W 25.5x34.75



FLEX-K8L
Rolled Arm

W 7.5
104/9 or 127/9 Leg



FLEX-K8R
Rolled Arm

W 7.5
104/9 or 127/9 Leg