

Harper

Nest Function

This dual motion sleeper function features a two section bed, allowing you to sit, sleep, or both at once.



Stock Options

Upholstery & Legs



Grade A
Atlantic 03
R-PES
100% Recycled Fabric



Walnut
Leg 104/9
W 2.75 x H 3.5

Configurations

Shown above as HARP-BNT+FOU-ATLA/03-104/9-WA

Full XL Sleeper Loveseat + Chaise


Available with any selection of Stock Options. **The storage chaise is reversible.**



Pair it with Sloped

Choose a recliner to add additional non-sleeper seats to your home.

+ ADD-ON



Decoration Cushion

Add style and comfort with our Decoration Cushions, mix or match upholstery.



Universal Headrest

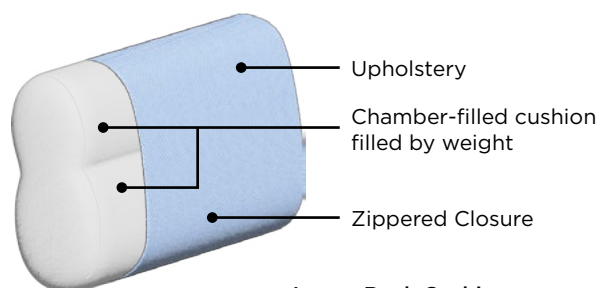
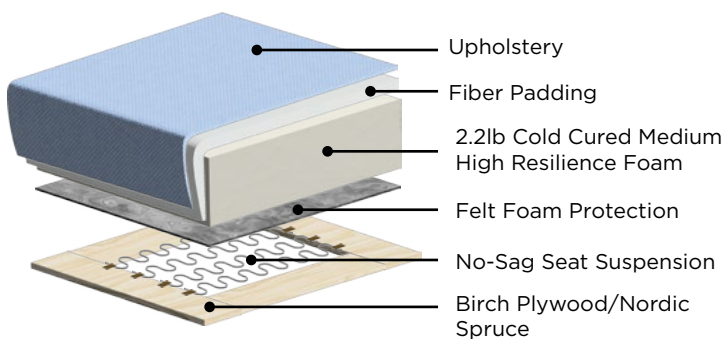
Add additional head support with one of our matching style Universal Headrests.



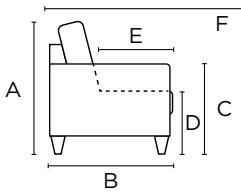
Mattress Protector

A Mattress Protector adds a layer of comfort to your sleeper, for both the body and the mind.

Frame & Comfort Construction



Loose Back Cushions



General Measures*

A 32.25 B 39.25 C 24.75

D 17.75 E 21.75 F 62.25

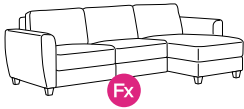
Mattress Thickness 5

Total Depth Open 84.75

Made To Order Modules

Reference the below modules to select and configure a custom order. Remember to build from left to right. Always select two arms, the rest is up to you.

Leg Requirements : 104/9, 234/9



HARP-BNT+FOU
Loveseat Sleeper + Chaise

W 91
Full XL 55x80



FLEX-A28
Armless Chair

W 27.5



FLEX-B55
Armless Loveseat

W 55



FLEX-E83
Armless Sofa

W 82.75



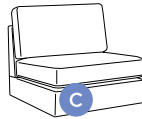
FLEX-H
Square Corner

W 39.75



FLEX-FOU
Armless Chaise - Openable

W 27.5



FLEX-ANT30
Armless Chair Sleeper

W 30
Cot 30x80



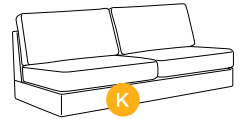
FLEX-BNT55
Armless Loveseat Sleeper

W 55
Full XL 55x80



FLEX-CNT60
Armless Loveseat Sleeper

W 60.25
Queen 60x80



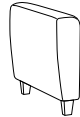
FLEX-DNT76
Armless Sofa Sleeper

W 76
King 76x80



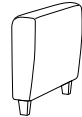
FLEX-GO
Ottoman - Openable

W 25.5x34.75



FLEX-K6L
Tapered Arm

W 6.25
104/9 Or 234/9 Leg



FLEX-K6R
Tapered Arm

W 6.25
104/9 Or 234/9 Leg